

# MOODY'S

## INVESTORS SERVICE

### CREDIT OPINION

18 January 2018

#### Update

Rate this Research >>

#### RATINGS

##### Bank Leumi

Domicile	Israel
Long Term Deposit	A2
Type	LT Bank Deposits - Fgn Curr
Outlook	Stable

Please see the [ratings section](#) at the end of this report for more information. The ratings and outlook shown reflect information as of the publication date.

#### Contacts

Constantinos Kypreos  
Senior Vice President  
constantinos.kypreos@moody.com

Melina Skouridou, CFA  
AVP-Analyst  
melina.skouridou@moody.com

Corina Moustra  
Associate Analyst  
corina.moustra@moody.com

Henry MacNevin  
Associate Managing Director  
henry.macnevin@moody.com

Sean Marion  
MD-Financial Institutions  
sean.marion@moody.com

#### CLIENT SERVICES

Americas 1-212-553-1653  
Asia Pacific 852-3551-3077

## Bank Leumi

### Update to credit analysis

#### Summary

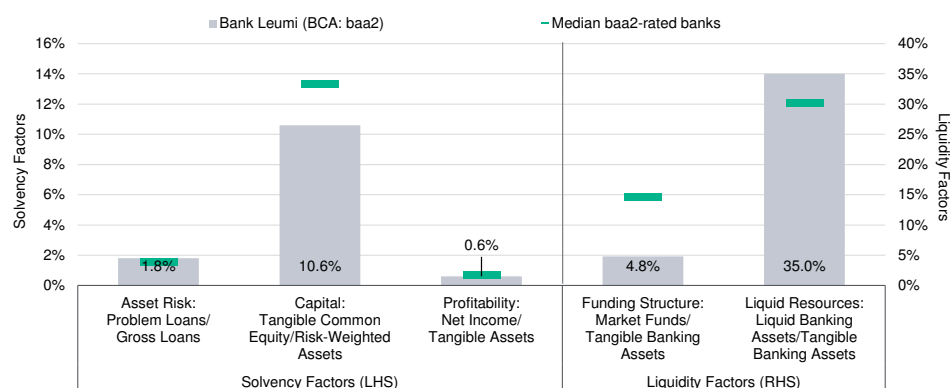
We assign A2/Prime-1 deposit ratings to Bank Leumi, a leading Israeli bank with approximately 29% market share of total assets. The deposit ratings incorporate a three-notch uplift from the bank's baa2 baseline credit assessment (BCA), based on our assessment of a very high likelihood of government support in case of need.

The ratings – and specifically the bank's BCA – are supported by Bank Leumi's resilient asset quality, with problem loans (NPLs, defined as "impaired" loans plus other loans over 90 days overdue) at 1.5% of gross loans as of September 2017, a strong retail deposit base and comfortable liquidity, with liquid assets (cash, interbank and securities) at 34% and the net loans-to-deposits ratio at 76%. The bank maintains an equity-to-assets ratio of 7.6% as of September 2017, in line with similarly-rated international peers, but its reported Tier 1 ratio of 11.4% remains below international peers, although this primarily results from Bank of Israel's (BoI) stricter risk weight classifications.

Asset quality remains vulnerable to persistent geopolitical risks and high systemic risks relating to the Israeli property market. Compared to international peers, the bank also has a high cost base, with operating costs of 2.8% of average risk-weighted assets for 9M 2017, which – along with a record low interest rate environment – is also the primary reason for its moderate profitability.

Exhibit 1

#### Rating Scorecard - Key Financial Ratios



Note: Asset risk and profitability ratios reflect the weaker of either the latest reported or 3-year average ratios. Capital ratio is the latest reported figure. Funding structure and liquid resources ratios reflect the latest year-end figures.

Source: Moody's Financial Metrics

## Credit strengths

- » Good asset quality
- » Strong retail deposit base and good liquidity
- » Very high likelihood of government support, in case of need, underpins the deposit ratings

## Credit challenges

- » Modest Tier 1 capital buffers, but with a stronger leverage ratio
- » Moderate earnings-generating capacity and modest efficiency

## Rating outlook

The ratings carry a stable outlook, with the bank's strong funding/liquidity and low level of NPLs balancing vulnerabilities relating to the property market, and moderate profitability metrics.

## Factors that could lead to an upgrade

- » Upward pressure could originate from improvements in the bank's standalone credit assessment following evidence of improved efficiency and profitability and stronger capital adequacy.

## Factors that could lead to a downgrade

- » Negative pressure could be exerted on the ratings if a deterioration in the operating conditions lead to a weakening of asset quality and profitability, or if Moody's considers that the government's ability and/or capacity to provide support has materially changed.

## Key indicators

Exhibit 2

### Bank Leumi (Consolidated Financials) [1]

	9-17 <sup>2</sup>	12-16 <sup>2</sup>	12-15 <sup>2</sup>	12-14 <sup>2</sup>	12-13 <sup>3</sup>	CAGR/Avg. <sup>4</sup>
Total Assets (ILS million)	439,232	438,603	416,499	396,984	374,540	4.3 <sup>5</sup>
Total Assets (USD million)	124,337	113,963	107,040	102,014	107,906	3.9 <sup>5</sup>
Tangible Common Equity (ILS million)	32,699	29,368	26,742	23,070	25,170	7.2 <sup>5</sup>
Tangible Common Equity (USD million)	9,256	7,631	6,873	5,928	7,251	6.7 <sup>5</sup>
Problem Loans / Gross Loans (%)	1.5	1.7	1.8	2.2	2.8	2.0 <sup>6</sup>
Tangible Common Equity / Risk Weighted Assets (%)	10.6	9.8	8.7	7.5	8.8	9.1 <sup>7</sup>
Problem Loans / (Tangible Common Equity + Loan Loss Reserve) (%)	11.2	14.1	16.0	21.2	23.7	17.2 <sup>6</sup>
Net Interest Margin (%)	1.9	1.8	1.8	2.0	2.0	1.9 <sup>6</sup>
PPI / Average RWA (%)	1.8	1.5	1.5	1.2	1.4	1.5 <sup>7</sup>
Net Income / Tangible Assets (%)	0.8	0.6	0.7	0.4	0.5	0.6 <sup>6</sup>
Cost / Income Ratio (%)	58.0	63.4	64.0	70.5	69.2	65.0 <sup>6</sup>
Market Funds / Tangible Banking Assets (%)	3.7	4.8	4.6	5.6	5.2	4.8 <sup>6</sup>
Liquid Banking Assets / Tangible Banking Assets (%)	33.9	35.0	31.7	28.9	29.3	31.7 <sup>6</sup>
Gross Loans / Due to Customers (%)	77.1	76.5	80.6	84.6	85.7	80.9 <sup>6</sup>

[1] All figures and ratios are adjusted using Moody's standard adjustments [2] Basel III - fully-loaded or transitional phase-in; LOCAL GAAP [3] Basel II; LOCAL GAAP [4] May include rounding differences due to scale of reported amounts [5] Compound Annual Growth Rate (%) based on time period presented for the latest accounting regime [6] Simple average of periods presented for the latest accounting regime. [7] Simple average of Basel III periods presented

Source: Moody's Financial Metrics

This publication does not announce a credit rating action. For any credit ratings referenced in this publication, please see the ratings tab on the issuer/entity page on [www.moody's.com](http://www.moody's.com) for the most updated credit rating action information and rating history.

## Profile

Bank Leumi Le-Israel B.M. (Bank Leumi) provides banking, financial and nonbanking services to large corporations, middle-market companies, small businesses, households and wealthy customers. It also holds investments in nonbanking corporations, including those operating mainly in the fields of insurance, energy, chemicals and infrastructure.

As of September 2017, Bank Leumi was the largest bank in Israel in terms of deposits and the second-largest in terms of assets, with reported total consolidated assets of NIS439.2 billion (USD124.3 billion). For more information on the bank, please see [Issuer Profile – Bank Leumi](#).

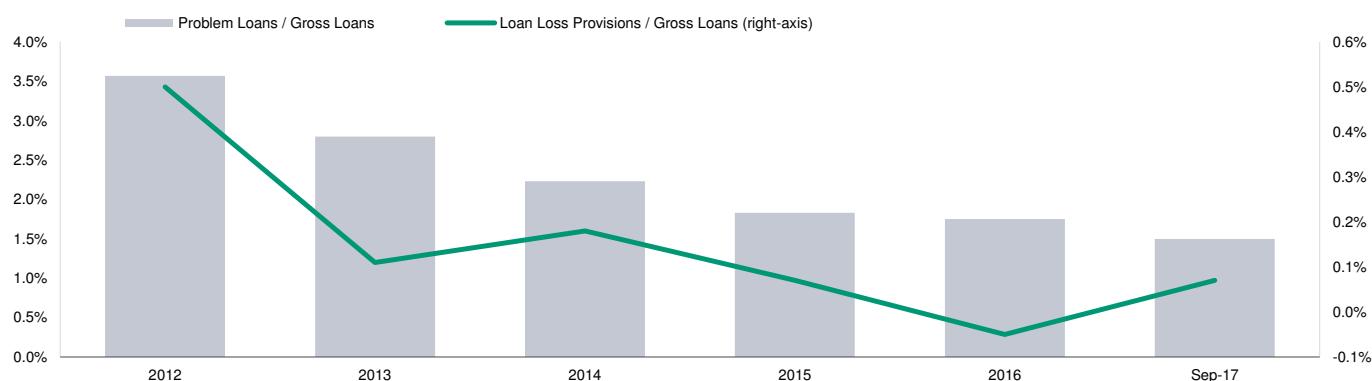
## Detailed credit considerations

### Bank displays good asset quality

As of September 2017, the bank reported NPLs of around 1.5% of gross loans. Provisioning reserves as a percentage of gross loans stood at 1.2%, implying a coverage ratio of around 81%. Provisioning requirements remain low, at 0.07% of gross loans, however, we expect provisioning expenses to normalize to more sustainable levels; the bank expects these to rise to around 20 basis points during 2018-19.

Exhibit 3

#### Bank Leumi's asset quality metrics on an improving trend



Source: Bank's financial statements

The improvement in the bank's asset quality in recent years partly reflect Israel's solid economic growth, robust wage growth, low unemployment and strong business confidence. The strong operating environment – as documented by our "Strong" macro profile score – also reflect the country's competitive economy and the banks' uninterrupted access to domestic funding. The economy has shown resilience despite extensive geopolitical challenges. For 2018, we project the economy to grow by 3.3%, with inflation remaining low at around 1.5%. The banking sector benefits from the country's strong savings culture, which provides sufficient customer deposits for the banks to avoid more volatile market funding. Our views of the Israeli operating environment also incorporate our assessment of risks surrounding rising real-estate prices and the authorities plans to intervene and further increase competition in the banking sector.

Leumi's asset quality remains vulnerable to persistent geopolitical tensions that could still compromise business confidence and economic activity; similarly, increased house prices combined with reduced consumer affordability expose banks to an increase in interest rates, rising unemployment and to a potential house price correction. Leumi maintains high sectoral concentrations, with loans granted to the construction and real estate sectors accounting for around 19% of total loans, and housing loans accounting for an additional 29%.

However, risks are mitigated by (1) the low level of household debt; (2) stricter regulation which enforces tighter underwriting standards and higher capital buffers against mortgages; (3) our projections of sustained low unemployment and interest rates; and (4) continued government efforts to increase the supply of homes and initial indications that house prices are stabilising. We also note that Leumi has been reducing its single name and group concentrations and that it maintains lower credit concentrations relative to local peers, with no credit exposure to large borrowers, groups of borrowers and banking group of borrowers whose debt exceeds 10% of the bank's capital.

Litigation risks have receded following the payment of a \$400 million fine to US authorities regarding allegations that some of the Group's customers (who are US taxpayers) may have breached US law by preparing and presenting false tax returns to the Internal Revenue Service (IRS) by hiding income and assets in offshore bank accounts around the world. The bank has also disposed of its related Swiss and Luxembourg operations, while it subsequently recouped a (net) \$66 million as part of an insurance settlement.

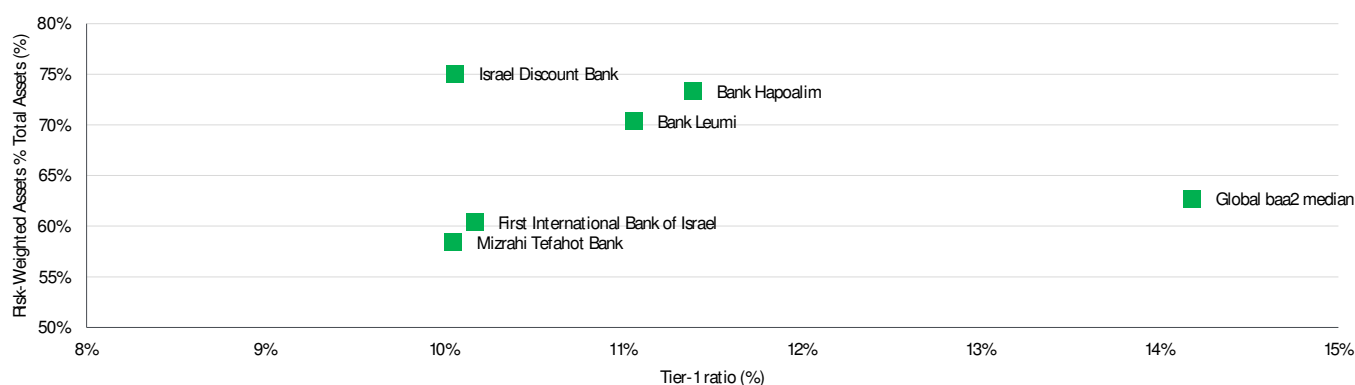
### Modest Tier 1 capital buffers, but with a stronger leverage ratio

The bank has been building up its capital in recent quarters, and posted a Basel III-compliant Tier 1 ratio of 11.4% at end-September 2017, below similarly-rated international peers. We consider the bank's ability to absorb unexpected losses as modest, given a 'fully-loaded' Tier 1 ratio (i.e. after deducting transitional provisions and the adjustment in respect of the efficiency plan) of 10.9%, with the minimum regulatory requirement at 10.3%.

We do, however, recognise that Bol maintains a strict regulatory framework, which results in much higher risk weighted assets. For example, the average risk weighting on mortgage lending is over 50% in Israel, against a much lower risk weightings applied by banks using the internal ratings-based approach. This is also evident by Leumi's high RWAs-to-total assets ratio of 69% and its equity-to-assets ratio which stood at 7.6%, in line with similarly rated peers, with a (Basel III) leverage ratio of 7.0%. Management also maintains a contingency plan in case it needs to further increase its capital metrics, including the purchase of insurance to reduce capital requirements relating to the issuance of guarantees, and/or the potential sale of part of its loan portfolio. The bank's capitalisation would also benefit from an increase in interest rates, as this would reduce the future liabilities of its defined benefits pension scheme, further boosting its capital levels.

Exhibit 4

#### Bank Leumi's capitalisation against domestic and global peers



Note: Israeli banks are as of September 2017

Source: Banks' financial statements; Moody's Investors Service

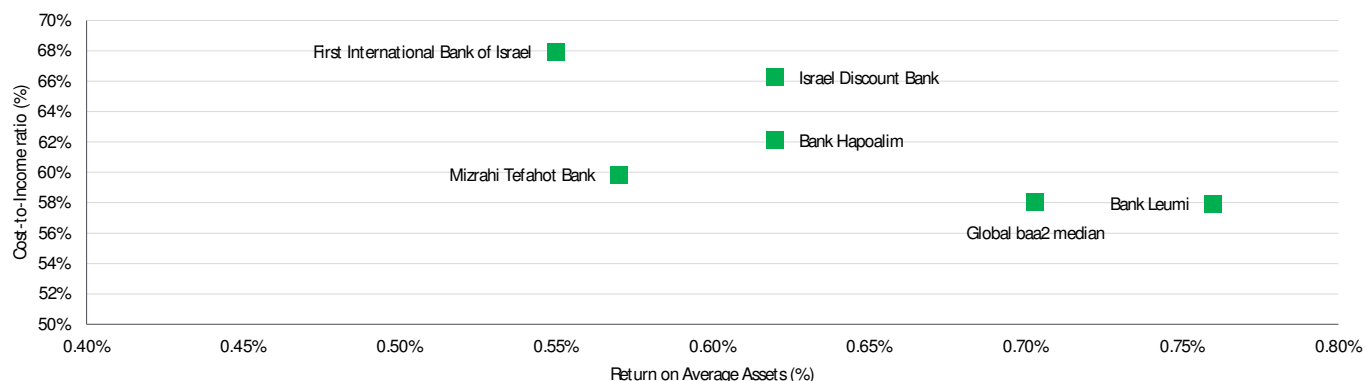
In 2016, the bank has issued NIS926 million of Tier 2 CoCos. The instruments have equity conversion features, a duration of 10 years (non-call five) and may be converted to equity at either the point of non-viability (as defined by Bank of Israel) or if Tier 1 drops below 5%.

### Moderate earnings-generating capacity and modest but improving efficiency

Going forward, we expect profitability to remain pressured by the low interest rate environment which keeps margins down, increased provisioning charges as recoveries converge to more normalised levels, the high tax rate (of around 34% for 2018) and Leumi's high cost base as explained below. For the first nine months of 2017, the bank reported bottom line profits of NIS2,318 million, translating to return on risk-weighted assets of around 1.0%.

Leumi reported operating expenses as a percentage of average RWA at 2.8% during 9M 2017, partly reflecting the banking sector's high unionisation and resultant high personnel costs. Leumi's efficiency indicators – in line with those of most other Israeli banks – are inferior to similarly rated international peers. However, the Bank is implementing a multi-year streamlining program, which we expect will lead to a gradual improvement of its efficiency metrics. Its latest efficiency plan announced in July 2017 calls for a further reduction in employee numbers (500 to 600 employees were expected to retire by end-2017) at a cost of NIS500-600 million.

Exhibit 5

**Leumi's profitability and efficiency metrics against peers**

Note: Israel banks are as of September 2017

Source: Banks' financial statements; Moody's Investors Service

**Strong retail deposit base and good liquidity**

Bank Leumi exhibits a sound liquidity profile, which is supportive of the bank's standalone financial strength. The liquidity profile is underscored by a large and granular deposit base with a high proportion of retail deposits, a large stock of liquid assets and a good level of equity and long-term sources of funds. At end-September 2017, the bank posted a loans-to-deposits ratio of 76%.

Liquid assets (cash, interbank assets and securities) accounted for approximately 34% of total assets and 42% of deposits. Bonds and subordinated notes stood at NIS16.4 billion (3.7% of total assets), providing term funding while supporting better maturity matching of assets and liabilities. As we expect modest balance sheet growth over the coming quarters, Bank Leumi's funding and liquidity metrics will likely remain at broadly the current levels. The strength of the bank's funding and liquidity position is also evident from its 122% Liquidity Coverage Ratio as of September 2017.

Both domestic and foreign deposits have proven to be stable during past shocks in Israel, while the bank remains a large net interbank placer. Leumi adopts comprehensive liquidity management practices that incorporate liquidity scenarios and conservative limits. The bank seeks to maintain a surplus of liquid assets as a proportion of short-term market funding in local and foreign currency for various time periods of up to one month, under normal and stressed conditions. The effectiveness of the bank's internal liquidity management models is tested through daily liquidity forecasting and measurement.

Despite the above strengths, we note that the bulk of deposits are either of short-term maturity or sourced from institutional investors (with deposits of more than NIS100 million making up 29% of the total), hence vulnerable to a loss in depositor confidence.

**Source of facts and figures cited in this report**

Unless noted otherwise, we have sourced data relating to system-wide trends and market shares from the central bank. Bank specific figures originate from banks' reports and Moody's Banking Financial Metrics. All figures are based on our own chart of account and may be adjusted for analytical purposes. Please refer to the document: "[Financial Statement Adjustments in the Analysis of Financial Institutions](#)" published on 13 June 2017.

**Support and structural considerations****Government support considerations**

We believe there is a very high likelihood of government support for Bank Leumi's rated deposits. This reflects the Israeli government's past practice of injecting capital into systemically important banks in case of need. This is particularly the case for Bank Leumi given its 29% share of the domestic market and hence material systemic consequences of an unsupported failure. We thus incorporate three notches of government support into our deposit ratings, rating them at A2.

While a new resolution framework is also under way in Israel, we expect it will exclude bail-in features for banks' depositors and other senior creditors. Instead, the new framework will likely focus on early intervention adding to the tools the Bank of Israel has available to restore ailing banks.

### Counterparty Risk Assessment

The Counterparty Risk Assessment (CR Assessment) is positioned at A1(cr)/Prime-1(cr). The CR Assessment, prior to government support, is positioned one notch above the Adjusted BCA of baa2, reflecting our view that its probability of default is lower than that of deposits. We believe senior obligations represented by the CR Assessment will be more likely preserved in order to limit contagion, minimize losses and avoid disruption of critical functions.

The CR Assessment also benefits from three notch of government support uplift, in line with our support assumptions on deposits. This reflects our view that any support provided by governmental authorities to a bank which benefits deposits is very likely to benefit operating activities and obligations reflected by the CR Assessment as well, consistent with our belief that governments are likely to maintain such operations as a going-concern in order to reduce contagion and preserve a bank's critical functions.

### About Moody's Bank Scorecard

Our Scorecard is designed to capture, express and explain in summary form our Rating Committee's judgment. When read in conjunction with our research, a fulsome presentation of our judgment is expressed. As a result, the output of our Scorecard may materially differ from that suggested by raw data alone (though it has been calibrated to avoid the frequent need for strong divergence). The Scorecard output and the individual scores are discussed in rating committees and may be adjusted up or down to reflect conditions specific to each rated entity.

## Rating methodology and scorecard factors

Exhibit 6

### Bank Leumi

#### Macro Factors

<b>Weighted Macro Profile</b>	<b>Strong</b>	<b>100%</b>
-------------------------------	---------------	-------------

Factor	Historic Ratio	Macro Adjusted Score	Credit Trend	Assigned Score	Key driver #1	Key driver #2
Solvency						
Asset Risk						
Problem Loans / Gross Loans	1.8%	a2	← →	baa2	Sector concentration	
Capital						
TCE / RWA	10.6%	baa3	← →	baa3	Risk-weighted capitalisation	
Profitability						
Net Income / Tangible Assets	0.6%	baa3	← →	ba1	Return on assets	Earnings quality
Combined Solvency Score		baa1		baa3		
Liquidity						
Funding Structure						
Market Funds / Tangible Banking Assets	4.8%	aa3	← →	a2	Deposit quality	
Liquid Resources						
Liquid Banking Assets / Tangible Banking Assets	35.0%	a3	← →	a3	Stock of liquid assets	
Combined Liquidity Score		a1		a2		
Financial Profile				baa2		
Business Diversification				0		
Opacity and Complexity				0		
Corporate Behavior				0		
Total Qualitative Adjustments				0		
Sovereign or Affiliate constraint:				A1		
Scorecard Calculated BCA range				baa1-baa3		
Assigned BCA				baa2		
Affiliate Support notching				0		
Adjusted BCA				baa2		

Instrument class	Loss Given Failure notching	Additional Notching	Preliminary Rating Assessment	Government Support notching	Local Currency Rating	Foreign Currency Rating
Counterparty Risk Assessment	1	0	baa1 (cr)	3	A1 (cr)	--
Deposits	0	0	baa2	3	A2	A2

Source: Moody's Financial Metrics

## Ratings

Exhibit 7

Category	Moody's Rating
----------	----------------

#### BANK LEUMI

Outlook	Stable
Bank Deposits	A2/P-1
Baseline Credit Assessment	baa2
Adjusted Baseline Credit Assessment	baa2
Counterparty Risk Assessment	A1(cr)/P-1(cr)

Source: Moody's Investors Service

© 2018 Moody's Corporation, Moody's Investors Service, Inc., Moody's Analytics, Inc. and/or their licensors and affiliates (collectively, "MOODY'S"). All rights reserved.

CREDIT RATINGS ISSUED BY MOODY'S INVESTORS SERVICE, INC. AND ITS RATINGS AFFILIATES ("MIS") ARE MOODY'S CURRENT OPINIONS OF THE RELATIVE FUTURE CREDIT RISK OF ENTITIES, CREDIT COMMITMENTS, OR DEBT OR DEBT-LIKE SECURITIES, AND MOODY'S PUBLICATIONS MAY INCLUDE MOODY'S CURRENT OPINIONS OF THE RELATIVE FUTURE CREDIT RISK OF ENTITIES, CREDIT COMMITMENTS, OR DEBT OR DEBT-LIKE SECURITIES. MOODY'S DEFINES CREDIT RISK AS THE RISK THAT AN ENTITY MAY NOT MEET ITS CONTRACTUAL, FINANCIAL OBLIGATIONS AS THEY COME DUE AND ANY ESTIMATED FINANCIAL LOSS IN THE EVENT OF DEFAULT. CREDIT RATINGS DO NOT ADDRESS ANY OTHER RISK, INCLUDING BUT NOT LIMITED TO: LIQUIDITY RISK, MARKET VALUE RISK, OR PRICE VOLATILITY. CREDIT RATINGS AND MOODY'S OPINIONS INCLUDED IN MOODY'S PUBLICATIONS ARE NOT STATEMENTS OF CURRENT OR HISTORICAL FACT. MOODY'S PUBLICATIONS MAY ALSO INCLUDE QUANTITATIVE MODEL-BASED ESTIMATES OF CREDIT RISK AND RELATED OPINIONS OR COMMENTARY PUBLISHED BY MOODY'S ANALYTICS, INC. CREDIT RATINGS AND MOODY'S PUBLICATIONS DO NOT CONSTITUTE OR PROVIDE INVESTMENT OR FINANCIAL ADVICE, AND CREDIT RATINGS AND MOODY'S PUBLICATIONS ARE NOT AND DO NOT PROVIDE RECOMMENDATIONS TO PURCHASE, SELL, OR HOLD PARTICULAR SECURITIES. NEITHER CREDIT RATINGS NOR MOODY'S PUBLICATIONS COMMENT ON THE SUITABILITY OF AN INVESTMENT FOR ANY PARTICULAR INVESTOR. MOODY'S ISSUES ITS CREDIT RATINGS AND PUBLISHES MOODY'S PUBLICATIONS WITH THE EXPECTATION AND UNDERSTANDING THAT EACH INVESTOR WILL, WITH DUE CARE, MAKE ITS OWN STUDY AND EVALUATION OF EACH SECURITY THAT IS UNDER CONSIDERATION FOR PURCHASE, HOLDING, OR SALE.

MOODY'S CREDIT RATINGS AND MOODY'S PUBLICATIONS ARE NOT INTENDED FOR USE BY RETAIL INVESTORS AND IT WOULD BE RECKLESS AND INAPPROPRIATE FOR RETAIL INVESTORS TO USE MOODY'S CREDIT RATINGS OR MOODY'S PUBLICATIONS WHEN MAKING AN INVESTMENT DECISION. IF IN DOUBT YOU SHOULD CONTACT YOUR FINANCIAL OR OTHER PROFESSIONAL ADVISER. ALL INFORMATION CONTAINED HEREIN IS PROTECTED BY LAW, INCLUDING BUT NOT LIMITED TO, COPYRIGHT LAW, AND NONE OF SUCH INFORMATION MAY BE COPIED OR OTHERWISE REPRODUCED, REPACKAGED, FURTHER TRANSMITTED, TRANSFERRED, DISSEMINATED, REDISTRIBUTED OR RESOLD, OR STORED FOR SUBSEQUENT USE FOR ANY SUCH PURPOSE, IN WHOLE OR IN PART, IN ANY FORM OR MANNER OR BY ANY MEANS WHATSOEVER, BY ANY PERSON WITHOUT MOODY'S PRIOR WRITTEN CONSENT.

CREDIT RATINGS AND MOODY'S PUBLICATIONS ARE NOT INTENDED FOR USE BY ANY PERSON AS A BENCHMARK AS THAT TERM IS DEFINED FOR REGULATORY PURPOSES AND MUST NOT BE USED IN ANY WAY THAT COULD RESULT IN THEM BEING CONSIDERED A BENCHMARK.

All information contained herein is obtained by MOODY'S from sources believed by it to be accurate and reliable. Because of the possibility of human or mechanical error as well as other factors, however, all information contained herein is provided "AS IS" without warranty of any kind. MOODY'S adopts all necessary measures so that the information it uses in assigning a credit rating is of sufficient quality and from sources MOODY'S considers to be reliable including, when appropriate, independent third-party sources. However, MOODY'S is not an auditor and cannot in every instance independently verify or validate information received in the rating process or in preparing the Moody's publications.

To the extent permitted by law, MOODY'S and its directors, officers, employees, agents, representatives, licensors and suppliers disclaim liability to any person or entity for any indirect, special, consequential, or incidental losses or damages whatsoever arising from or in connection with the information contained herein or the use of or inability to use any such information, even if MOODY'S or any of its directors, officers, employees, agents, representatives, licensors or suppliers is advised in advance of the possibility of such losses or damages, including but not limited to: (a) any loss of present or prospective profits or (b) any loss or damage arising where the relevant financial instrument is not the subject of a particular credit rating assigned by MOODY'S.

To the extent permitted by law, MOODY'S and its directors, officers, employees, agents, representatives, licensors and suppliers disclaim liability for any direct or compensatory losses or damages caused to any person or entity, including but not limited to by any negligence (but excluding fraud, willful misconduct or any other type of liability that, for the avoidance of doubt, by law cannot be excluded) on the part of, or any contingency within or beyond the control of, MOODY'S or any of its directors, officers, employees, agents, representatives, licensors or suppliers, arising from or in connection with the information contained herein or the use of or inability to use any such information.

NO WARRANTY, EXPRESS OR IMPLIED, AS TO THE ACCURACY, TIMELINESS, COMPLETENESS, MERCHANTABILITY OR FITNESS FOR ANY PARTICULAR PURPOSE OF ANY SUCH RATING OR OTHER OPINION OR INFORMATION IS GIVEN OR MADE BY MOODY'S IN ANY FORM OR MANNER WHATSOEVER.

Moody's Investors Service, Inc., a wholly-owned credit rating agency subsidiary of Moody's Corporation ("MCO"), hereby discloses that most issuers of debt securities (including corporate and municipal bonds, debentures, notes and commercial paper) and preferred stock rated by Moody's Investors Service, Inc. have, prior to assignment of any rating, agreed to pay to Moody's Investors Service, Inc. for appraisal and rating services rendered by it fees ranging from \$1,500 to approximately \$2,500,000. MCO and MIS also maintain policies and procedures to address the independence of MIS's ratings and rating processes. Information regarding certain affiliations that may exist between directors of MCO and rated entities, and between entities who hold ratings from MIS and have also publicly reported to the SEC an ownership interest in MCO of more than 5%, is posted annually at [www.moody's.com](http://www.moody's.com) under the heading "Investor Relations — Corporate Governance — Director and Shareholder Affiliation Policy."

Additional terms for Australia only: Any publication into Australia of this document is pursuant to the Australian Financial Services License of MOODY'S affiliate, Moody's Investors Service Pty Limited ABN 61 003 399 657 AFSL 336969 and/or Moody's Analytics Australia Pty Ltd ABN 94 105 136 972 AFSL 383569 (as applicable). This document is intended to be provided only to "wholesale clients" within the meaning of section 761G of the Corporations Act 2001. By continuing to access this document from within Australia, you represent to MOODY'S that you are, or are accessing the document as a representative of, a "wholesale client" and that neither you nor the entity you represent will directly or indirectly disseminate this document or its contents to "retail clients" within the meaning of section 761G of the Corporations Act 2001. MOODY'S credit rating is an opinion as to the creditworthiness of a debt obligation of the issuer, not on the equity securities of the issuer or any form of security that is available to retail investors. It would be reckless and inappropriate for retail investors to use MOODY'S credit ratings or publications when making an investment decision. If in doubt you should contact your financial or other professional adviser.

Additional terms for Japan only: Moody's Japan K.K. ("MJKK") is a wholly-owned credit rating agency subsidiary of Moody's Group Japan G.K., which is wholly-owned by Moody's Overseas Holdings Inc., a wholly-owned subsidiary of MCO. Moody's SF Japan K.K. ("MSFJ") is a wholly-owned credit rating agency subsidiary of MJKK. MSFJ is not a Nationally Recognized Statistical Rating Organization ("NRSRO"). Therefore, credit ratings assigned by MSFJ are Non-NRSRO Credit Ratings. Non-NRSRO Credit Ratings are assigned by an entity that is not a NRSRO and, consequently, the rated obligation will not qualify for certain types of treatment under U.S. laws. MJKK and MSFJ are credit rating agencies registered with the Japan Financial Services Agency and their registration numbers are FSA Commissioner (Ratings) No. 2 and 3 respectively.

MJKK or MSFJ (as applicable) hereby disclose that most issuers of debt securities (including corporate and municipal bonds, debentures, notes and commercial paper) and preferred stock rated by MJKK or MSFJ (as applicable) have, prior to assignment of any rating, agreed to pay to MJKK or MSFJ (as applicable) for appraisal and rating services rendered by it fees ranging from JPY200,000 to approximately JPY350,000,000.

MJKK and MSFJ also maintain policies and procedures to address Japanese regulatory requirements.



## Contacts

Constantinos Kypreos      +357.2569.3009  
Senior Vice President  
constantinos.kypreos@moody's.com

Corina Moustra      +357.2569.3003  
Associate Analyst  
corina.moustra@moody's.com

## CLIENT SERVICES

Americas	1-212-553-1653
Asia Pacific	852-3551-3077
Japan	81-3-5408-4100
EMEA	44-20-7772-5454